


PULS

Setting
A NEW STANDARD
for DIN rail power supplies



DIMENSION **CP10** series
240W class



Incomparably
efficient.

Incredibly
reliable.

Extreme space
savings.


Exceptional
service lifetime.

CP10 Series – The future is here today

The PULS CP10 series breaks all records for performance and quality. Using the latest power electronic technologies with a sophisticated thermal design, this series sets new benchmarks in the fields of single phase DIN-Rail power supplies.

Lowest power losses, an extremely space saving design and a high lifetime expectancy delivers lowest cost of ownership.

Well suited for a wide range of international applications, the CP10 series comes with different output voltages and complies with hazardous locations (Class I Div 2, IECEx, ATEX) already by design.



Benefits at a glance

Reduces system costs

Thanks to a high power density and a width of 39 mm, CP10 power supplies save valuable space in the cabinet. They can provide up to 20% continuous power boost (<45°C), the optional spring clamp terminals reduce installation time and the low inrush current saves cost on fuses and switches.

Improves process uptime

Due to very low heat losses electronic components are under significantly less stress. This increases typical life-time up to 130 000 hours and in addition reduces cooling energy for the system.

Lowers failure risks

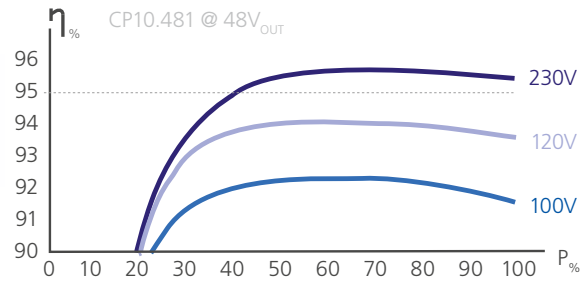
With a lightweight design of just 600g the CP10 devices reduce static torque on the DIN-Rail. Therefore minimising the effect of mechanical shock or vibration are less harmful. The slimline ventilation ports help prevent contaminating or damaging objects from entering thereby reducing the risk of failure.

Increases system design flexibility

The CP10 series can be easily connected for serial or parallel operation. Also, charging of batteries and operation on two phases is feasible. The mounting orientation is very flexible.

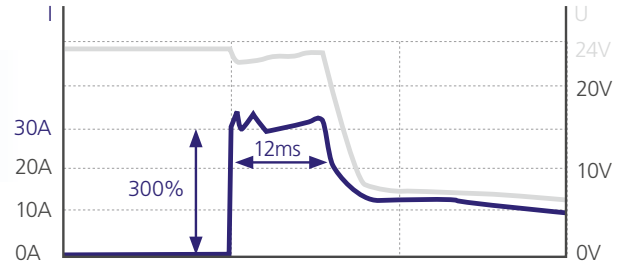
95.5

95.5 percent record efficiency and an optimised partial load behavior minimise heat losses and **save energy cost** over a wide operating range.



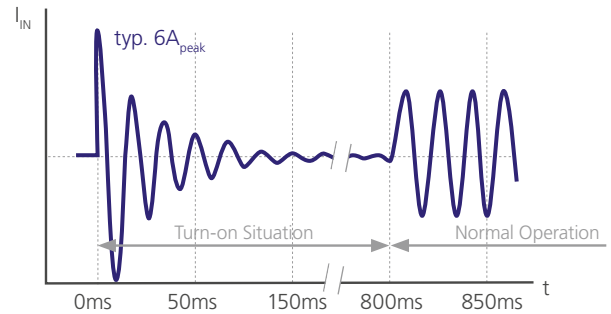
300

300 percent power reserves for 12ms makes fuse tripping more reliable and leads to a **high level of process stability**.



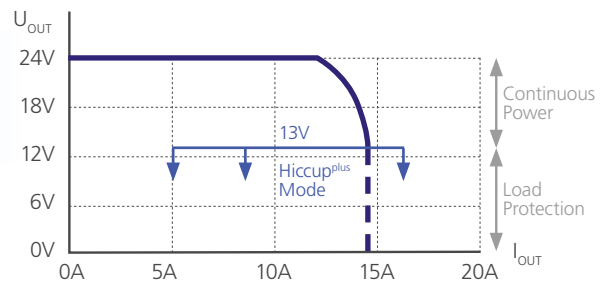
6

6 ampere typical inrush current – this soft-start function **reduces system cost** for fuses and switches.



2

2 seconds continuous output current in the event of an overload situation. The sophisticated Hiccup^{plus} mode **protects the load and supports startup**.

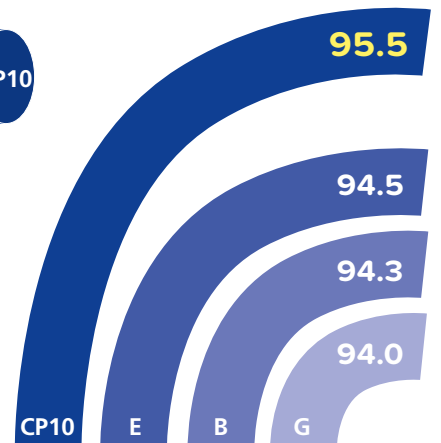
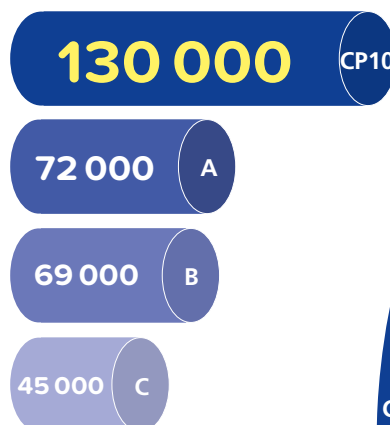


CP10 vs. best competitors

Width (mm)

Lifetime (hours)

Efficiency (%)



Technical data

	CP10.121	CP10.241	CP10.361	CP10.481	Remarks
Output					
Output voltage nominal	12V	24V	36V	48V	
Adjustment range	12 – 15V	24 – 28V	36 – 42V	48 – 56V	
Output current nominal	16A	10A	6.7A	5.4A	
Output current boost	19.2A	12A	8A	6A	max. 45°C
Output current peak	48A	30A	21,5A	15A	max. 12ms
Input					
AC input voltage nominal	100 – 240V	100 – 240V	100 – 240V	100 – 240V	
AC input voltage range	85 – 264V	85 – 264V	85 – 264V	90 – 264V	
Power factor	0.96	0.97	0.97	0.98	
AC inrush current typical	6 A	6 A	6A	6A	cold start
DC input voltage nominal	110 – 150V	110 – 150V	110 – 150V	110 – 150V	
DC input voltage range	88 – 187V	88 – 187V	88 – 187V	88 – 187V	
Efficiency	94.3%	95.2%	95.4%	95.5%	
MTBF SN 29500, IEC 61709	690kh	661kh	661kh	699kh	at 40°C
Lifetime expectancy	> 83kh	> 120kh	> 130kh	> 109kh	at 40°C

General data

Connection type	screw terminals
Dimensions WxHxD	39 x 124 x 117mm
Weight	600g
Operating temperature	-25°C to 70°C (from 60°C with derating)
Humidity	5% to 95% r. h.
Altitude	0 to 2000m (up to 6000m with derating)
Harmonic correction	according EN 61000-3-2
Overload protection	Hiccup ^{plus}
DC-OK relay contact	integrated
Shut down input	on CP10.121
Conformal coating	on request
Accessories	side mounting bracket
Warranty	3 years

Special versions

- CP10.241-S1** with spring clamp terminals
- CP10.242** with DC input wide range 110-300V

Standards and Approvals



All parameters are specified at nominal values, 230Vac, 50Hz, 25°C ambient temperature and 5 minutes run-in time unless otherwise noted. Technical data is subject to change without notice.

www.pulspower.com



You can find us here online.



CP10 24V data sheet online.

FLY01 2016-EN-01 A

Supplementary units



DC-UPS and buffer modules to override short input voltage failures (e. g. UC10.241)



DC-UPS for batteries to override long input voltage failures (e. g. UB10.241)



Redundancy modules for high uptimes (e. g. YR40.241)



Protection modules for system decoupling and wire protection (e. g. PISA11.403)